

GREENSEAL FLASH SET

QUICK SET HYDRAULIC CEMENT

DESCRIPTION

Greenseal Flash Set is a fast setting, moisture proof and cost saving hydraulic cement. It instantly and effectively stops water seepage and leakages throughout the concrete, masonry and applications that are under hydrostatic pressure. In addition, it is also a non-shrink, non-corrosive and anti rusting hydraulic cement which is extremely friendly to the environment where it is applied.

USES

- Honeycombs, cracks and spalls
- Anchoring bolts and conduits
- Basement Walls
- Swimming Pools
- Manholes
- Water Pipes and Sewer
- Elevator pits and etc

ADVANTAGES

- **Fast** – Setting time, within 1 minute
- **Stops** – Plastic shrinkage, laitance and segregation. Expands as it sets.
- **Improves** – Compressive strength, bond strength and tensile strength.
- **Withstand** – Critical thermo cycles.
- **Prevents** – Rust, water borne contaminants and unsightly vegetation like moss and lichen.
- **Lengthens** – Concrete lifespan
- **Reduces Cost** – By eliminating periodical maintenance and reconstruction cost.

SETTING TIME

- Within 1 minute at 30°C and above.
- Time may vary according to ambient condition and amount of water available

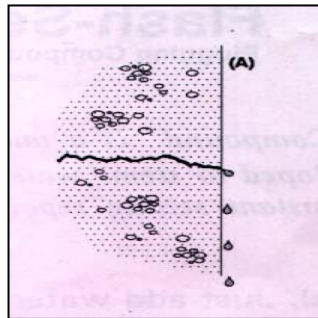
PACKAGING AND APPEARANCE

Packed in 25kg per bag/pail.

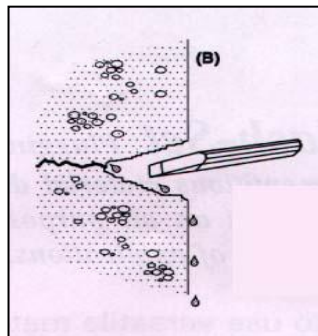
HEALTH, SAFETY AND CLEANING

It is recommended that the applicator wears a safety goggles and gloves. Avoid prolonged contact with exposed skin, and keep away from mouth and eyes. In case of skin contact, wash areas with soap and water. If contact with eyes, rinse thoroughly with clean water. Seek medical attention immediately if irritation persists.

APPLICATION INSTRUCTIONS

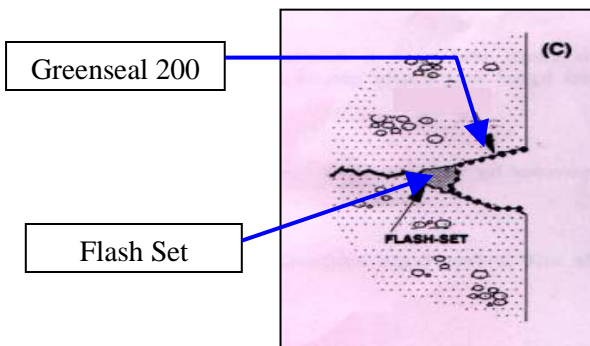


1. Identify the defective area.



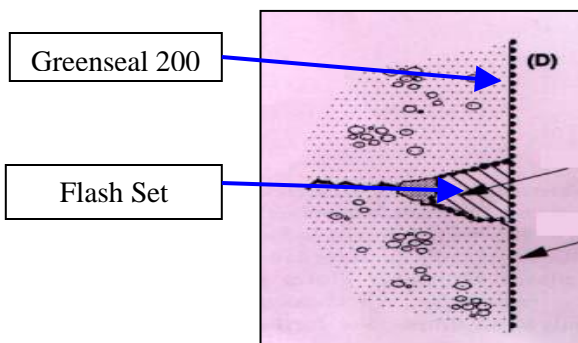
2. Chisel out defective area to a depth approximately 50mm.

Wash out the cutting thoroughly with clean water to remove loose matter & to soak the concrete.



3. Stem the Flow of water by plugging the back of the cutting as illustrated with Greenseal Flash Set.

Remove any loose material and ensure that the concrete is thoroughly soaked and will not absorb anymore water.



4. When the coating of Greenseal Flash-Set has dried to a tacky consistency fill the cavity with Flash Set again ensuring the same is compacted back to the surface.

When the mortar has set, apply a coat of Greenseal 200 to the surface of the repaired area as illustrate.

GREENSEAL FLASH SET

Guarantee

The information contained in this leaflet is based on our experience and technical knowledge, obtained through laboratory testing and from bibliographic material. GREENSEAL reserves the right to introduce changes without prior notice. Any use of this data beyond the purposes expressly specified in the leaflet will not be the Company's responsibility unless authorized by us. Our guarantee covers exclusively the quality of the manufactured product. We will not accept any responsibility exceeding the value of the purchased product.

Greenseal Products (M) Sdn Bhd, Lot 5 & 7, Jln 35/10A, Taman Perindustrian IKS, Mukim Batu Caves,
68100 Kuala Lumpur, Malaysia. Tel : 603-61882298 Fax : 603-61861298
E-mail : enquiries@greenseal.com.my URL: <http://www.greenseal.com.my>
Greenseal is certified by MS ISO 9001:2008 Quality Management System